

In My Gymnast Era 2025

Meet Results





Sep 13-14, 2025

Page: 1
Printed: 4/8/2026 10:43:57 AM

Women / 2 / All Ages

Session: 1

Judge's Signatures

Rank	Num	Name	Gym					AA
1	116	Sydney Kimball	K2 Academy	9.700 2	9.700 4T	9.125 9	9.400 6T	37.925 1
2	108	Zoe Lee	AIM Athletics	9.500 7	9.350 23T	9.375 3	9.550 2	37.775 2
3T	151	Anisah Bratcher	WCC	9.300 18T	9.550 14*	9.150 8	9.625 1	37.625 3T
3T	140	Ruby Cooper	Maximum Athletics	9.325 17	9.550 14*	9.400 2	9.350 10T	37.625 3T
5	102	Cami Castro	AIM Athletics	9.725 1	9.325 26T	9.200 7	9.325 12T	37.575 5
6	103	Jessa Chapman	AIM Athletics	9.575 3T	9.500 16T	9.225 6	9.225 18T	37.525 6
7	155	Victoria Foda Acevo	WCC	9.475 8T	9.625 11	9.025 12T	9.325 12T	37.450 7
8	113	Amariah Ajibewa	K2 Academy	9.550 5T	9.575 13	8.800 19T	9.475 3	37.400 8
9	150	Maria Botelho	WCC	9.175 28T	9.850 2	9.100 10T	9.100 22T	37.225 9
10	112	Eden Rothstein	AIM Athletics	8.800 48	9.900 1	9.100 10T	9.250 16T	37.050 10
11	146	Audrey Xu	Maximum Athletics	9.450 11T	9.350 23T	9.450 1	8.775 51T	37.025 11
12	173	Reagan Russo	Rise Gymnastics	9.225 25	9.650 9T	8.875 14	9.200 20T	36.950 12
13T	160	Madison Pitts	WCC	9.075 38	9.700 4T	8.750 21T	9.400 6T	36.925 13T
13T	143	Izzy Hartnett	Maximum Athletics	9.475 8T	8.925 47	9.300 4	9.225 18T	36.925 13T
15T	149	Carsyn Baker	WCC	9.150 31T	9.375 21T	8.750 21T	9.450 4	36.725 15T
15T	138	Chloe Smith-Liles	WGA Texans	9.275 20T	9.275 29	9.250 5	8.925 36T	36.725 15T
17	153	Hailey Floyd	WCC	9.150 31T	9.325 26T	8.850 15T	9.375 8T	36.700 17
18	154	Faith Fluitt	WCC	9.575 3T	9.025 39T	8.450 35T	9.375 8T	36.425 18
19	120	Valerie Nichols	K2 Academy	9.150 31T	9.300 28	8.550 27T	9.350 10T	36.350 19
20	114	Maddie Bellon	K2 Academy	9.400 14	9.700 4T	8.200 48T	9.025 27T	36.325 20
21	157	Olivia King	WCC	8.700 50T	9.650 9T	8.850 15T	9.050 25T	36.250 21
22	169	Brynlee Brasell	Rise Gymnastics	9.350 15T	9.600 12	8.375 40T	8.850 44T	36.175 22
23	144	Mabel Roark	Maximum Athletics	9.250 24	9.375 21T	8.750 21T	8.775 51T	36.150 23
24	166	Bexleigh Thompson	WCC	8.925 43	9.350 23T	8.850 15T	9.000 30T	36.125 24
25	165	Harper Terrell	WCC	8.725 49	9.675 8	8.675 26	9.025 27T	36.100 25





In My Gymnast Era 2025

Meet Results

Sep 13-14, 2025

Page: 2
Printed: 4/8/2026 10:43:57 AM

Women / 2 / All Ages
Session: 1

Rank	Num	Name	Gym					AA
26	110	Ivy Ortiz	AIM Athletics	9.200 26T	8.875 48	9.025 12T	8.975 33T	36.075 26
27	159	Ryann McFadden	WCC	9.025 39T	9.425 19T	8.225 47	9.325 12T	36.000 27
28	106	Ekaterina Fedosova	AIM Athletics	8.850 46T	9.700 4T	8.125 50	9.275 15	35.950 28
29	104	Piper Dixon	AIM Athletics	9.475 8T	9.750 3	7.650 59	9.050 25T	35.925 29
30	164	Rachel Souza	WCC	9.100 36T	9.250 30T	8.475 33T	9.075 24	35.900 30
31	101	Cora Andre	AIM Athletics	9.275 20T	8.950 46	8.750 21T	8.900 40T	35.875 31
32	172	Daniela Roinesdal	Rise Gymnastics	8.900 44	9.500 16T	8.475 33T	8.925 36T	35.800 32
33	121	Nicole Ritchie	K2 Academy	9.550 5T	9.050 38	8.200 48T	8.925 36T	35.725 33
34	145	Finley Rupert	Maximum Athletics	9.200 26T	9.175 32	8.500 31T	8.800 49T	35.675 34
35	162	Parker Pruse	WCC	8.400 55	9.150 33T	8.800 19T	9.250 16T	35.600 35
36	161	Kennedy Prior	WCC	7.900 61T	9.425 19T	8.825 18	9.425 5	35.575 36
37	139	Xianni Allen	Maximum Athletics	8.950 42	9.150 33T	8.525 29T	8.925 36T	35.550 37
38	141	Madelynn Drounette	Maximum Athletics	9.025 39T	9.250 30T	8.400 38T	8.775 51T	35.450 38
39T	174	Hana Yun	Rise Gymnastics	9.300 18T	8.150 62	8.750 21T	9.200 20T	35.400 39T
39T	119	Zara Myles	K2 Academy	9.150 31T	9.000 42T	8.500 31T	8.750 54	35.400 39T
41	109	Cambria Limbrick	AIM Athletics	9.425 13	8.600 52	8.450 35T	8.900 40T	35.375 41
42	107	Audrianna Guidry	AIM Athletics	9.450 11T	8.975 44T	8.000 53T	8.900 40T	35.325 42
43T	156	Ashlynn Kachel	WCC	9.275 20T	8.575 53T	8.400 38T	9.025 27T	35.275 43T
43T	171	Cora Raba	Rise Gymnastics	9.100 36T	9.025 39T	8.550 27T	8.600 59	35.275 43T
45	111	Carly Richards	AIM Athletics	9.150 31T	8.850 49	8.350 42T	8.850 44T	35.200 45
46	168	Brooklyn Brasell	Rise Gymnastics	9.275 20T	9.075 37	7.900 55	8.825 46T	35.075 46
47	163	Myer Sears	WCC	8.375 56	9.100 36	8.350 42T	9.100 22T	34.925 47
48	118	Maya Massoud	K2 Academy	8.875 45	9.000 42T	8.000 53T	9.000 30T	34.875 48
49	142	Sienna Geldof	Maximum Athletics	8.700 50T	8.650 50T	8.525 29T	8.975 33T	34.850 49
50	147	Ezra Ali	WCC	8.500 53T	9.450 18	8.100 51	8.725 55	34.775 50





In My Gymnast Era 2025

Meet Results

Sep 13-14, 2025

Women / 2 / All Ages

Session: 1

Rank	Num	Name	Gym					AA
51	117	Hannah Koster	K2 Academy	9.175 28T	8.275 60	8.300 45	9.000 30T	34.750 51
52	115	Christine Beyrand	K2 Academy	9.000 41	8.650 50T	8.375 40T	8.650 58	34.675 52
53	148	Adelyn Archbold	WCC	8.100 59T	9.125 35	8.450 35T	8.875 43	34.550 53
54	129	Aria Mayo	Juergen's Gymnastics	9.350 15T	8.475 57T	7.850 56	8.825 46T	34.500 54
55	122	Olivia Solet	K2 Academy	9.175 28T	8.550 55T	8.025 52	8.700 56	34.450 55
56	128	Oaklee Hitchcock	Juergen's Gymnastics	8.650 52	8.175 61	8.250 46	8.975 33T	34.050 56
57	126	Ariel Franzoy	Juergen's Gymnastics	8.850 46T	8.475 57T	7.150 61	8.675 57	33.150 57
58	124	Fatou Cissokho	Juergen's Gymnastics	8.500 53T	7.950 63	7.700 57T	8.825 46T	32.975 58
59	170	Emerson Coupe	Rise Gymnastics	7.350 63	9.025 39T	8.325 44	8.150 62	32.850 59
60	127	Raegan Gerard	Juergen's Gymnastics	7.900 61T	8.350 59	7.700 57T	8.800 49T	32.750 60
61	123	Ryan Alfarone	Juergen's Gymnastics	8.100 59T	8.975 44T	7.200 60	8.000 63	32.275 61
62	131	Tilli Vela	Juergen's Gymnastics	8.200 58	8.550 55T	6.400 63	8.325 61	31.475 62
63	125	Cali Cummings	Juergen's Gymnastics	8.350 57	8.575 53T	5.900 64	8.350 60	31.175 63
64	130	Lily Radford	Juergen's Gymnastics	7.250 64	7.525 64	6.750 62	6.750 64	28.275 64